


Voltage Control Oscillator, High Power=+18dBm Full V Band(50-75GHz), WR-15



(Picture for reference only)

Product Overview

AT-VCO-5075-18 is broadband voltage controlled oscillator with 50-75GHz output frequency and +18dBm power.

Vtune port is SMA Female, and Output is WR-15 Waveguide with UG-385/U Flanges. Power supply is +5V.

More information, please visit www.atmicrowave.com

Advantages

- ✓ Wideband Tuning
- ✓ Low SSB phase noise
- ✓ Low power consumption
- ✓ Simple Power Supply

Application

- ✓ 5G Communication
- ✓ Test Equipment
- ✓ ROF (RF Over Fiber)
- ✓ Radar System

Key Features

Parameter	Min	Typical	Max
RF OUT Frequency Range		50-75GHz	
Output Power	+15	+18dBm	
Phase Noise @10kHz		-45dBc/Hz	
Phase Noise @100kHz		-75dBc/Hz	
Phase Noise @1MHz		-95dBc/Hz	
Vtune Range		4-16V	
Vtune Current		10 uA	25uA
Vdd		+5V	+6V
Current		500mA	
Sensitivity		1.9-2.8GHz/V	
Temp		25C	





AT-VCO-5075-18

50-75GHz Voltage Control Oscillator

Mechanical Information

Item	Description
Vtune Port	SMA Female
RF Output Port	WR-15
Vdd Power Supply	PIN
Case Material	Copper
Finish	Gold Plated
Weight (Without Heatsink)	tbd
Dimension	See outline

Absolute Maximum Ratings Table

Parameter	Value
Drain Supply	+9V
Vtune	+25V
Operating Temperature	0 to + 50C
Storage Temperature	-65 to +150C

Caution:

Please pay attention to the case temperature. If case temperature exceed higher than +50C, heat sink and fan are required, or the amplifier may be damaged.

Notes:

1. Datasheet may be changed according to update of MMIC, Raw materials , process, and so on.
2. This data is only for reference, not for guaranteed specifications.
3. Please contact AT Microwave team to make sure you have the most current data.

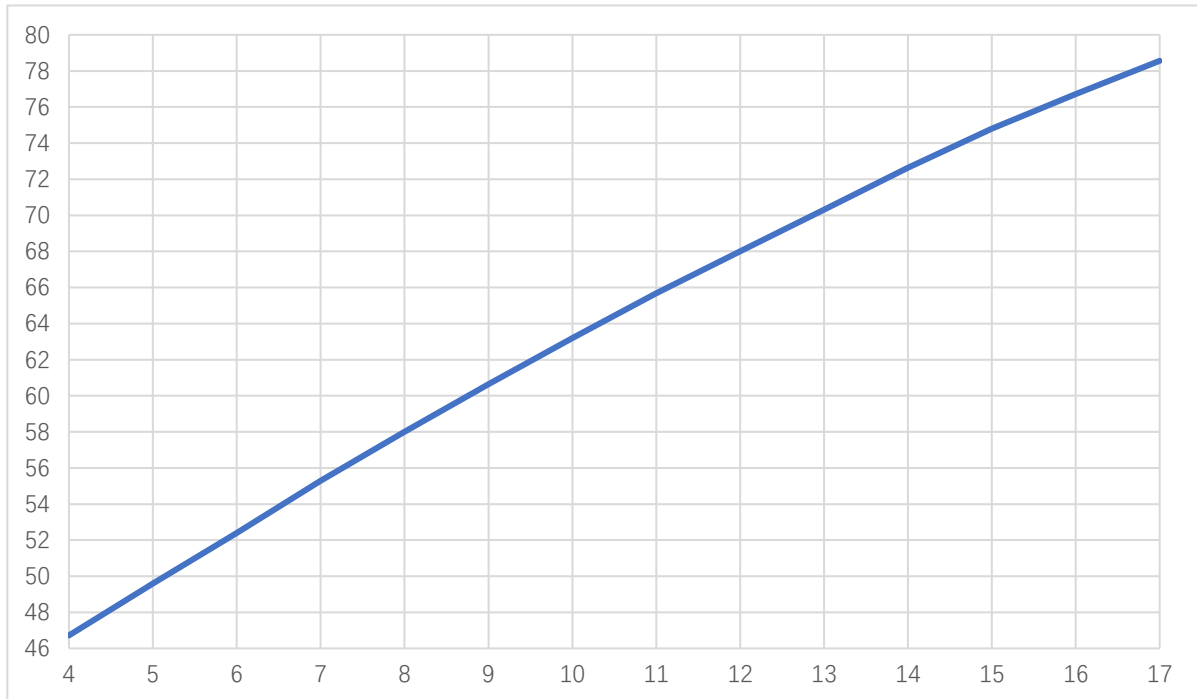




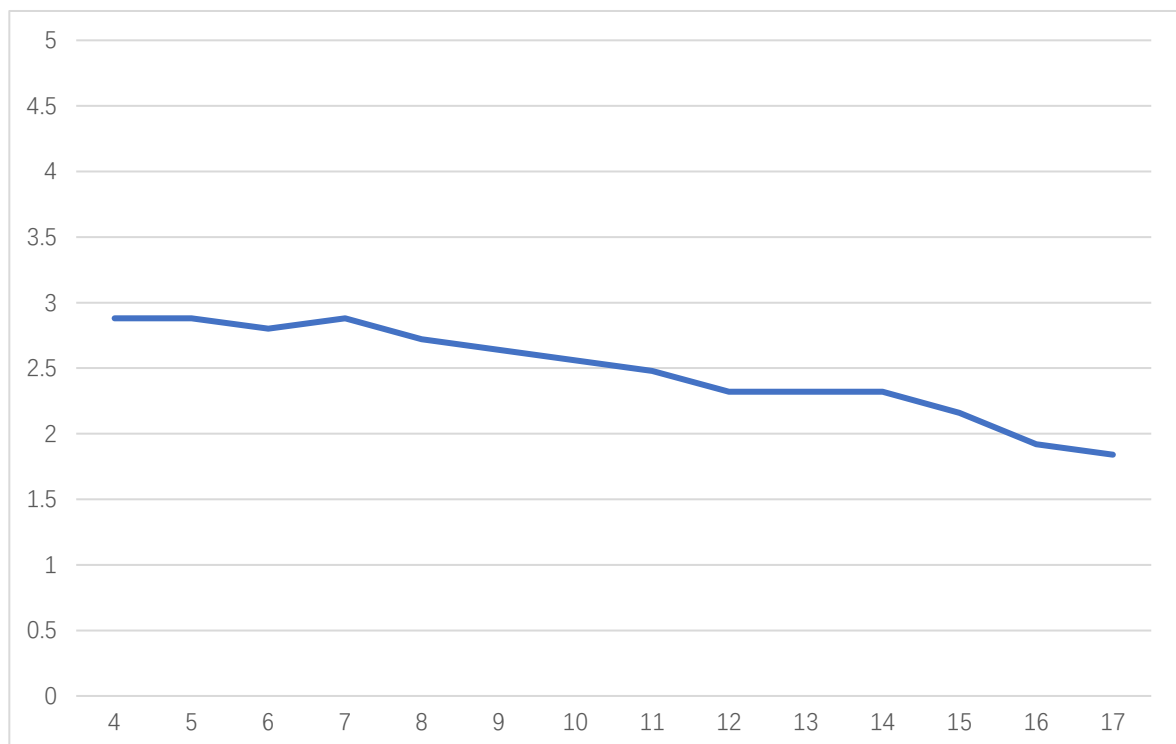
AT-VCO-5075-18

50-75GHz Voltage Control Oscillator

Test Data:



Frequency vs Tuning Voltage



Sensitivity GHz/V vs Tuning Voltage

